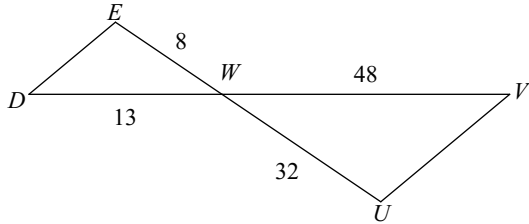


3.3 - Practice

Decide if the triangles in each pair are similar.

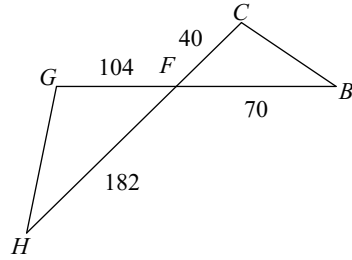
If so, state how you know they are similar by SSS~, SAS~, or AA~. Show all work.

1)



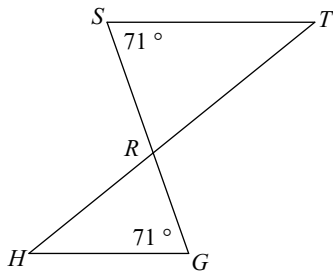
$\triangle WWU \sim$ _____

2)



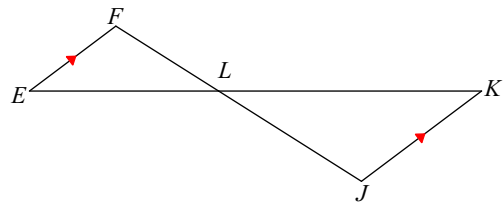
$\triangle FGH \sim$ _____

3)



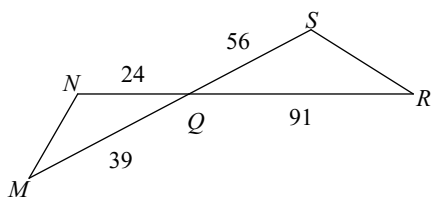
$\triangle RST \sim$ _____

4)



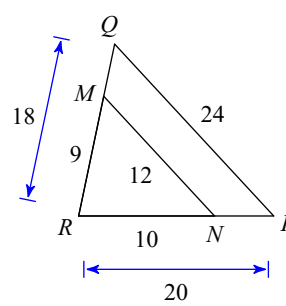
$\triangle LKJ \sim$ _____

5)



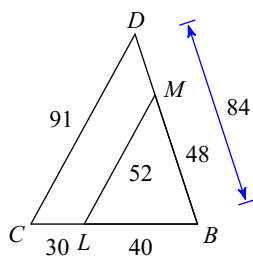
$\triangle QRS \sim$ _____

6)



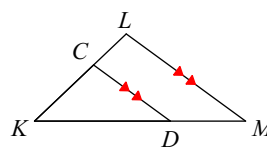
$\triangle RQP \sim$ _____

7)



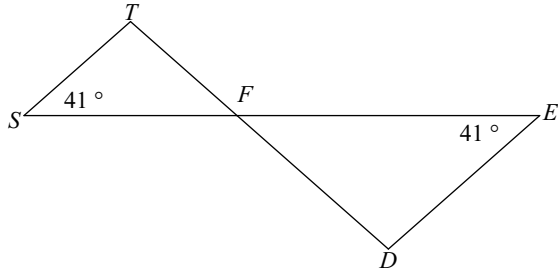
$\triangle BCD \sim$ _____

8)



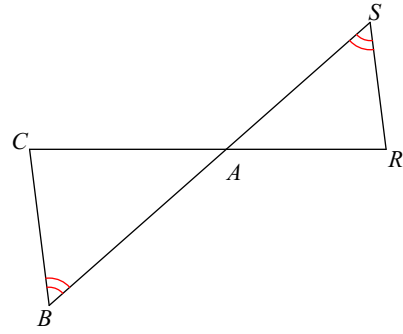
$\triangle KLM \sim$ _____

9)



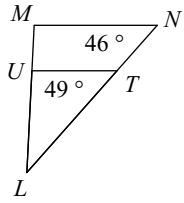
$\triangle FED \sim$ _____

10)



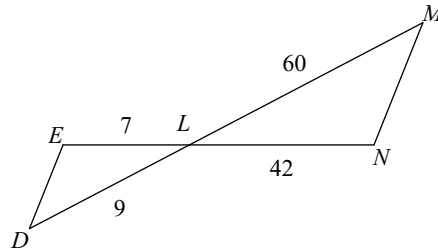
$\triangle ABC \sim$ _____

11)



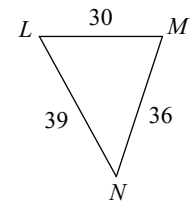
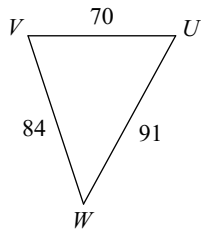
$\triangle LMN \sim$ _____

12)



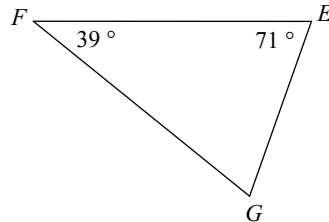
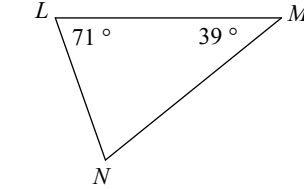
$\triangle LMN \sim$ _____

13)



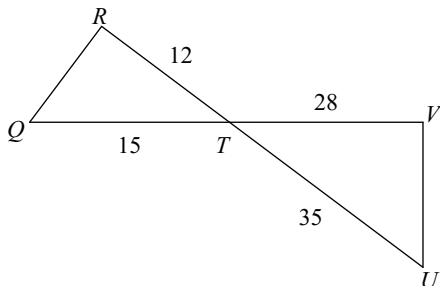
$\triangle UVW \sim$ _____

14)



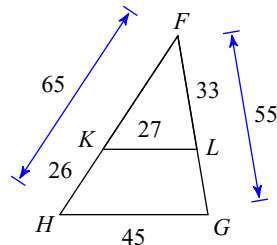
$\triangle EFG \sim$ _____

15)



$\triangle TUV \sim$ _____

16)



$\triangle FGH \sim$ _____